

UNDER THE SEA

 www.ccprn.com



Calling all curious underwater explorers: get ready to dive into an under the sea adventure with us! From adorable dolphins to fierce sharks, there is so much fun to be had. Dive in and make a splash during this unforgettable event where children will get to explore the magical world that lives under the sea.


How to help children explore the magical world along the oceans floor.

- 1. Sea Foam Sensory Bin:** Simply use your hand mixer to whip up some water and soap in a bowl. Add it to a sensory bin with some ocean creatures. This is a fun sensory play activity for toddlers and preschoolers who love to learn through play.
- 2. Rescue the Sea Creatures:** Wrap the pipe cleaners around the sea creatures. Bend them around their heads and tails and fins. Let your little ones free the octopus and starfish using their fingers.
- 3. Glimmer Fish:** Change the material you paint on. Cut out fish shapes on tin foil, use these as the canvas to paint on to create a magical shiny under the sea creature.
- 4. Frozen Sea Creatures:** To prepare for this activity freeze some sea creatures in water. Add to your sensory bin. Give the children spray bottles with warm water. Once the sea creatures start melting away, then you have seashells, gems and sea creatures all in the water bin for loads of open-ended, sensory play fun.
- 5. Ocean Theme Yoga:** Ocean yoga is a fun way to add physical activity to your kids day. You can find some great ocean themed yoga poses [HERE](#)

Under the Sea Circle Time

A simple play on the song "The Wheels on the Bus"

www.pinterest.ca

Waves in the Sea
The waves in the sea go
Up and down,
Up and down,
Up and down.
The waves in the sea go
Up and down,
All day long. 
...Sharks in the sea go
Snap, snap, snap...
...Fish in the sea go
Swish, swish, swish...
...Boats in the sea go
Toot, toot, toot...

Children love bubbles, adding the sensory element of bubble blowing to your circle time will create a wonderful element of joy.

Pair with this song:

<https://www.youtube.com>

FIVE LITTLE FISH

Five little fishes
Swimming in the sea
Teasing Mr. Shark
You can't catch me...
You can't catch me
Along came Mr. Shark
As quiet as can be...
SNAP!
Four little fishes
Swimming in the sea...

www.pinterest.ca



Interested in becoming a CCPRN member and/or joining us at more events?



Scan Here!

LITTLE VETS & PETS



Child Care Providers
RESOURCE NETWORK

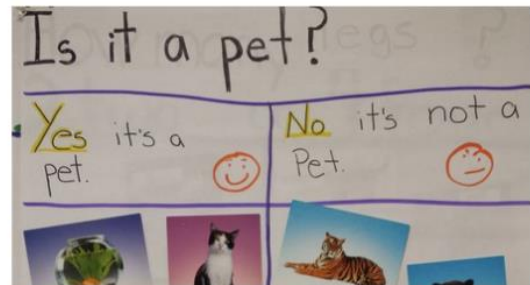


www.ccprn.com



PET SHOP SHAPES

Shape Construction
TODDLERS



Importance of Dramatic Play!

Dramatic play is vital for the growth and development of toddlers and preschoolers. It offers them a valuable opportunity to explore their imaginations and express themselves. By pretending to be different characters and engaging in imaginative scenarios, children develop important social skills, such as cooperation, communication, and problem-solving. Through dramatic play, they also learn to understand and express emotions, as well as develop empathy towards others.

How do I set up a Dramatic Play Area at home?

Setting up a dramatic play area in your home can be a fun and engaging way to encourage imaginative play for your child. Here are some simple steps to create a dramatic play space:

- 1. Choose a designated area:** Select a specific area in your home, such as a corner of a room or a playroom, where you can set up the dramatic play space.
- 2. Select a theme:** Decide on a theme for your dramatic play area. It could be a kitchen, grocery store, doctor's office, or a fantasy world. Choose a theme that interests your child.
- 3. Gather props and materials:** Collect props and materials related to the chosen theme. These can include pretend food, utensils, costumes, doctor's tools, or any other items that enhance the play experience.
- 4. Encourage role-play:** Spend time playing with your child and encourage them to take on different roles within the chosen theme. Participate in their play, ask open-ended questions, and engage in conversations to spark their creativity.

Animal Categorizing

"Is it a pet?" Extension activity is a great way to start introducing children to putting things into categories. For this activity all you need is pictures of animals, or plastic toy animals. Include animals that are considered pets, and animals that are not. Hold each animal up and ask "is this animal a pet?" . Have a pile for the pets, and a pile for the not pets! See picture above for an example.



Coloured Rice Recipe

1. PUT 1 CUP OF RICE IN A RESEALABLE PLASTIC BAG.
2. ADD 1/2 TSP. OF VINEGAR AND A BIT OF THE ICING GEL OR FOOD COLOURING
3. SEAL THE BAG AND SHAKE WELL.
4. SPREAD THE COLOURED RICE OUT ON A BAKING TRAY TO DRY.
5. REPEAT WITH OTHER COLOURS.
6. USE IN SENSOY PLAY, AND HAVE FUN!

Interested in becoming a CCPRN member and/or joining us at more events?



Scan Here!

Canada

EMPLOYMENT
ONTARIO

Ontario



Fostering a love for and curiosity of these magical creatures.

Dinosaur play is a fabulous way to open up a world of learning with children. It is a way to explore nature, and the world around us, through pretend play. Filled with interesting vocabulary, dinosaur play opens up dialogue and introduces many great topics. It's almost impossible not to be curious about dinosaurs... no matter what your age!

How to help children explore the world of dinosaurs:

1. Dino Science: Children will love this fun dinosaur experiment. Use baking soda to cover small dinosaurs. With an eye dropper drop vinegar and watch your baby dinosaurs emerge.



[Pinterest](#)



2. Dinosaur Rescue: This is a great toddler fine motor activity. Use painter tape to tape dinosaurs to the floor or table. Encourage the children to try and rescue the dinosaurs.



3. Dinosaur Washing: Another great fine motor activity is to give your little ones some small brushes, like a tooth brush, and a bucket of soapy water, then let them brush and wash the dinos.



[Pinterest](#)



Dinosaur Circle Time

Dinosaur play can be used throughout the day. Extending this topic into a circle time allows children to extend their thoughts and ideas through music, movement, and literacy. Circle time also helps with social-emotional development and builds a sense of community.

Dinosaur Yoga

For Children



Interested in becoming a CCPRN member and/or joining us at more events?



Scan Here!

TOTALLY “ROARSOME” DINOSAURS

 www.ccprn.com



Fostering a love for and curiosity of these magical creatures.

Dinosaur play is a fabulous way to open up a world of learning with children. It is a way to explore nature, and the world around us, through pretend play. Filled with interesting vocabulary, dinosaur play opens up dialogue and introduces many great topics. It's almost impossible not to be curious about dinosaurs... no matter what your age!

How to help children explore the world of dinosaurs:



- 1. Playdough Dinosaur Prints:** Playdough is a perfect sensory material that will extend your children's curiosity about dinosaurs. Add plastic dinosaurs to your everyday playdough and the children can compare foot print sizes, enhance their fine motor skills by rolling dinosaur eggs, and create a small world for the dinosaurs to explore.
- 2. Dinosaur Small World Sensory Play:** Nothing helps spark a child's curiosity more than an invitation to play in an imaginary world - already set up and ready to explore. Adding some natural sensory items like rocks and sticks helps bring these creatures to life. This helps children create their own scenarios in play, and supports language development as they talk out their play ideas.
- 3. Dinosaur Print Painting:** Add the element of paint to dinosaur play and bring on a whole new level of exploration. Dinosaurs come in all shapes and sizes and so do their foot prints. Children will use their fine motor skills to dip the dinosaur feet in paint and build hand-eye coordination as they make prints onto paper. Language skills will also emerge as they talk about what they observe.
- 4. Gross Motor Dinosaur Play:** Similar to small world play, gross motor play offers a huge range of developmental benefits. Set up an area with boxes, tents, different textiles, and larger dinosaurs where children can use their full bodies to play. Children will be using their imaginations while also creating connections to their physical skills and abilities.

Dinosaur Circle Time

Dinosaur play can be used throughout the day. Extending this topic into a circle time allows children to extend their thoughts and ideas through music, movement, and literacy. Circle time also helps with social-emotional development and builds a sense of community.

Here is a great dinosaur circle time activity:

From Pinterest:
<https://www.pinterest.ca/pin/457115430931343269/>



Here's a fun circle time book:
Ten Little Dinosaurs
by Mike Brownlow

Interested in becoming a CCPRN member and/or joining us at more events?



Scan Here!